


Product Codes :

Available on request



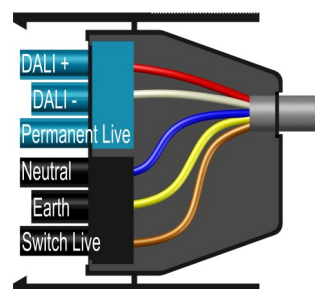
Key Features

We manufacture a range of luminaire leads that provide a pluggable connection between an LCM and luminaires. These leads can be manufactured with a variety of plugs such as Metway, Enstow, Wago and Wieland to ensure compatibility with any luminaire within a building. The leads can also be manufactured in any length and to any cable/core specification.

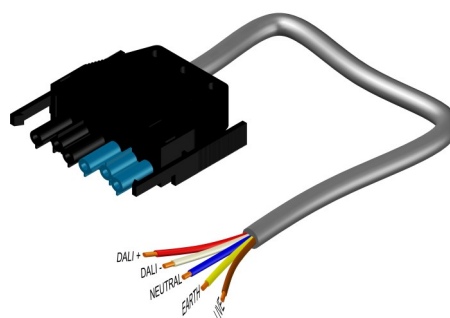
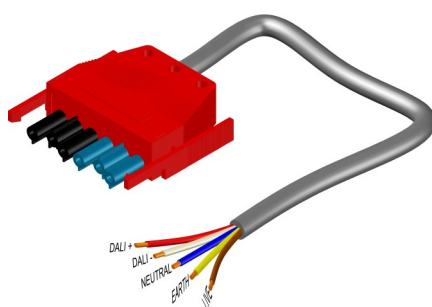
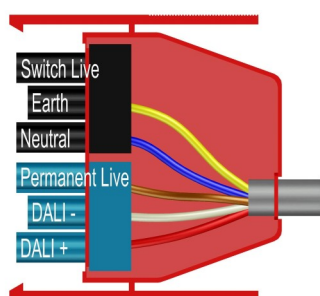
We can provide hoods and bases in red for use with emergency fittings if it is advantageous to differentiate between luminaires and emergency fittings. Our connectors have a double latching system to ensure secure attachment to the LCM.

- Can be supplied in any required length
- Can be fitted to free issue luminaires
- Manufactured with any plug requirement
- 1mm or 1.5mm LSF cable
- Manufactured in any core requirement

Non Emergency Fittings



Emergency Fittings



LSF Cable Technical Specification

Rated Voltage	300-500V
Temperature Range	5 degrees C
Max. Temp of short circuit	150 degrees C
Min. internal bending radius	9xOD
Max. mech stress	5 KG/mm2

Conductor	Class 5 flexible copper to EN 60228
Insulation	Thermoplastic polyvinyl chloride compound type R2
Sheath	Thermoplastic polyvinyl chloride compound type TM2
Standards	Flame and fire retardant. Low emission of halogenidric acids. IEC 332.3 Cat. C, EN 50267-2-1, RoHS 2011/65/UE

IMPORTANT: Information contained in this datasheet is subject to change at any time without notice. Installation guides are available on our website (www.lightingcontrols.ltd.uk) or call us on 01252 470 027.